

Zetor

MAJOR

MAJOR CL

MAJOR HS



LITTLE HELPER FOR BIG CHALLENGES



Tractor is Zetor. Since 1946.



Universal farm tractor



ZETOR MAJOR

A universal farm tractor, intended for working with agricultural implements and for use in municipal services. It has been designed to honour the basic pillars of the ZETOR brand. With its power category under 80 HP, ZETOR MAJOR builds on one of the most successful models in ZETOR's history.

This reliable, efficient and easy-to-maintain model has already acquired the reputation of a tractor that has been working for a lifetime. These qualities, and the excellent price-to-power ratio, are appreciated mainly by owners of family and smaller farms.

Two models are offered in the ZETOR MAJOR range: MAJOR CL 80, the basic version, and MAJOR HS 80, a more comfortable, better equipped version.

MAJOR CL

A simple, time-tested compact tractor from the lower HP category which is designed to meet your everyday needs, whether in livestock, arable or municipal duties. The tractor has a mechanical four-speed gearbox with three ranges (12 forward and 12 reverse speeds in total). The tractor is designed for customers who require a dependable and unassuming helper.

MAJOR HS

A better-equipped and more comfortable tractor derived from the MAJOR CL. A more modern gearbox with a maximum speed of 40 km/h, a two-stage torque multiplier and electrohydraulic reverser meets the require-



ments of more demanding customers. The cab is equipped with a more comfortable seat, passenger seat and storage compartments. The higher lifting force makes it possible to

aggregate the tractor with more implements. The MAJOR HS's capabilities are best appreciated when working with the front loader.

	MAJOR CL		MAJOR HS
Engine power (HP)	75.2	=	75.2
Transmission	4 mechanical gears with 3 ranges	↗	4 mechanical gears with 3 ranges, 2-speed torque multiplier
Number of Gears	12/12	↗	24/12
Reverser	mechanical	↗	electrohydraulic (PowerShuttle)
Max. speed (km/h)	30	↗	40
Minimum speed (km/h)	1,5	↗	0,5
Maximum lift capacity (kN)	24	↗	33
Max. technically permissible weight (kg)	4 300	↗	5 100
Fuel tank capacity (l)	80	↗	120
External outlets (quick-couplings)	4+1	↗	6+1



The Zetor logo is written in a stylized, red, cursive script font.

DESIGN

Design that stunned the world

In 2015, ZETOR stunned the entire agricultural world by introducing the vision of future tractor design created in cooperation with the Italian studio Pininfarina.

Elegance, passion and emotions perfectly combined with power, performance and resilience of farm machines.

The vision became reality in 2018, when ZETOR MAJOR tractors with a new, fresh design started to roll off the assembly lines.

The resulting product has a high aesthetic value and proudly represents the new, iconic vision of the ZETOR brand. The negative bonnet incline, dominant shape of the front panel, location and shape of headlights, and shifting the ZETOR logo to the front panel centre form a unique, vivid impression. The new shape of the roof is also practical, offering a better view from the machine's cab. We must not forget

the machine's rear lights, which are elegantly fitted in the mudguards, creating a graceful and coherent curve.

The new design uniquely combines the robustness of a farm machine with its practicability and attractive, emotionally tuned design.







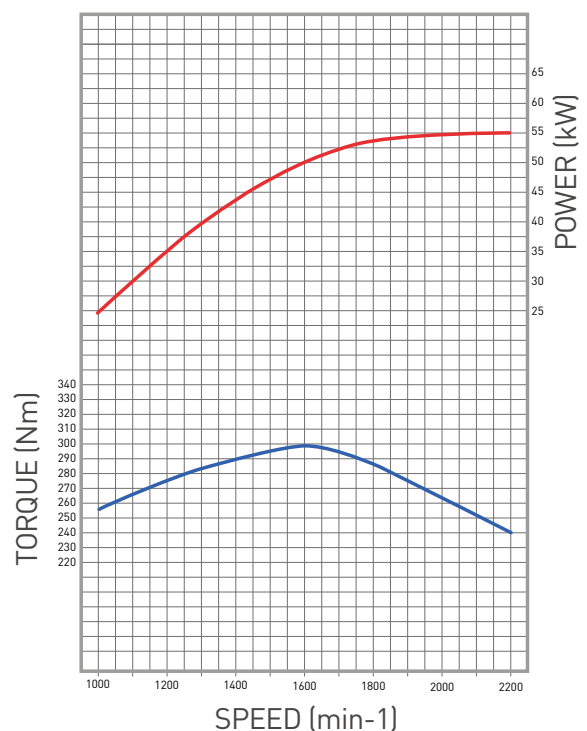
ENGINE

Four cylinders under the bonnet

The MAJOR tractors are equipped with a four-cylinder DEUTZ motor. The engine has an optimum specific power and torque. The high-pressure common rail injection ensures lower fuel consumption, minimal production of harmful emissions and a quiet engine. The engine features easy starting ability even at very low temperatures and in extreme conditions. Stage IIIB is reached only by using an oxidation catalyst (DOC) without the need of using a DPF or urea.

- PROVEN 4-CYLINDER IN-LINE ENGINE
- POWER 55 KW/75 HP
- DISPLACEMENT 2.9 LITER
- HIGH PRESSURE COMMON RAIL SYSTEM
- TURBO CHARGE-AIR COOLING
- CONSTANT POWER EVEN IN DIFFICULT CONDITIONS
- NO NEED TO USE A DIESEL PARTICULATE FILTER OR UREA

TCD 2.9 L4 ENGINE





GEARBOX

Shifting smoothly towards higher productivity

MAJOR CL tractors are equipped with a synchro shuttle, a four-speed, fully synchronized gearbox and a three-speed reducer. The number of speeds is 12 forward and 12 reverse.

- Four-speed gearbox with 3 ranges and reverser
- 12/12 speeds
- Mechanical reverser
- Smooth change of gears
- Maximum speed 30 km/h
- PTO speeds of 540/1000 or 540/540E
- Ground speed or independent PTO
- Simple servicing

MAJOR HS is equipped with a gearbox offering 24 forward speeds and 12 reverse speeds, which is provided by a two-stage torque multiplier (PowerShift) and electrohydraulic reverser (PowerShuttle).

- Four-speed gearbox with 3 ranges and reverser and two-stage torque multiplier (PowerShift)
- 24/12 speeds
- Electrohydraulic reverser (PowerShuttle)
- Maximum speed 40 km/h
- Minimum speed from 0.5 km/h = suitable for creeper operations
- 6 gear ratios in the speed range of 4–12 km/h
- Electrohydraulic control of PTO clutch
- PTO speeds of 540/1000





CAB

The cab is designed with regard to practical use. Plenty of space and ergonomically designed controls facilitate the work of the tractor operator. Optional equipment includes air-conditioning and radio. The opening roof hatch facilitates good cab ventilation and a good view. For work with the front loader, the cab can be equipped with a FOPS safety roof. As standard, the driver's and the passenger seats are fitted with safety belts.



MAJOR CL 80



Roomy and practical

MAJOR HS is equipped with a more modern cab bringing more comfort and better equipment compared to the MAJOR CL cab:

- NEW STEERING COLUMN WITH FULLY ADJUSTABLE STEERING WHEEL
- SPRING-SUSPENDED SWIVEL DRIVER'S SEAT WITH ARM RESTS AND HIGHER BACKREST
- FULLY ADJUSTABLE STEERING WHEEL
- PASSENGER SEAT
- REDUCED CAB NOISE
- DASHBOARD WITH DIGITAL DISPLAY
- MULTIPLE STORAGE SPACES



MAJOR HS 80





HYDRAULICS

Simplicity
is strength

The MAJOR model employs mechanically regulated hydraulics. The internal hydraulic circuit controls rear three-point hitch lifting. It features not only a high lifting force but also continuous lowering sensitivity and speed control, including a hydraulic lock function for transporting implements.

The external hydraulic circuit supplies pressure oil to implements. The tractor is equipped with a one-part, two-part or, for the MAJOR HS, a three-part additional distributor with a return section.

- MECHANICAL HYDRAULICS WITH POSITION AND FORCE REGULATION
- HIGH LIFTING CAPACITY
- THE MAXIMUM LIFT CAPACITY IS 24 KN FOR THE MAJOR CL AND 33 KN FOR THE MAJOR HS
- SMOOTH STARTING CONTROL
- 1 OR 2 PAIRS OF QUICK COUPLERS ON THE MAJOR CL AND 2 OR 3 PAIRS ON THE MAJOR HS
- MECHANICAL CONTROL – HIGH DURABILITY AND LONG LIFE
- HYDRAULIC LOCK FUNCTION FOR TRANSPORTING IMPLEMENTS



FRONT LOADERS

ZETOR SYSTEM

Loaders that fit perfectly
on your ZETOR

The ZETOR SYSTEM offers front loaders designed specifically for ZETOR tractors. MAJOR tractors can be equipped with ZL series loaders. ZL loaders have high working capacity, combined with leading safety and work environment benefits.

The ZL loader is packed with features that enhance its reliability. One perfect example of this is the cross bar positioned across the

back of the tool carrier to prevent any damage to the implement locking mechanism – saving time and money!

No tools are needed to disconnect from your ZL loader. The solid, smooth and integrated support legs further simplify connection and disconnection.

MODEL	UNITS	ZL26	ZL36
Lift height at pivot pin	m	3.1	3.4
Lift height under work attachment	m	2.9	3.2
Max. rollback angle	•	42	44
Max. dump angle	•	50	50
Lift force at 800 mm from the pivot pin (at max. lift height)	kg	1220	1520
Lift force at 800 mm from the pivot pin (at a height of 1.5 m)	kg	1400	1560
Maximum rollback force (800 mm from the pivot pin)	kg	1500	1890
Front loader weight	kg	360	390





SPARE PARTS

Only originals fit perfectly

Respect your tractor's identity

ZETOR TRACTORS a.s. supplies its original spare parts worldwide, through the dealer network. The quality of original spare parts is checked constantly throughout production and matches the quality of parts used for assembling new products. Original spare parts also incorporate all improvements and

innovations. This guarantees that the operational qualities of the repaired machine are fully restored. The originality of supplied spare parts is guaranteed by being packed in original packaging with a unique identification number.

- ZETOR SPARE PARTS ACHIEVE HIGH QUALITY AND REPRESENT THE BEST VALUE FOR MONEY
- TO MAINTAIN LONG TRACTOR LIFE, WE RECOMMEND USING ONLY ORIGINAL SPARE PARTS



Original spare parts are available only from authorized ZETOR dealers.

For more information please visit www.zetor.com/sales-and-service-network



Developed and manufactured in the heart of Europe

More than a million customers can't be wrong

More than 1.3 Million tractors have been manufactured since the beginning of zetor production in 1946, most of which have been exported to more than 90 countries of the world.

The comprehensive development and manufacture of ZETOR components and tractors are concentrated under one roof in the ZETOR manufacturing plant in Brno, Czech Republic. The facilities of the development and production centre allow the company to effectively control the development and manufacture process and to secure the high quality of our products. The team of designers, engineers and other personnel of the research and development centre provides comprehensive research and the development of new products, from the conception, design, construction, and manufacture of prototypes to laboratory and operating tests of individual components or whole

machines. Over the last several years, the company has invested tens of millions of EURO in the development of new products and the modernization of development equipment and technologies. The production process has also undergone extensive modernization. Thanks to the construction of a new logistics hall and the acquisition of new technologies, the company has made logistics processes even more effective. The acquisition of new machines and the production automation have lead to improved quality, the elimination of possible human errors, and reductions in costs. ZETOR TRACTORS a.s. is a holder of quality certification according to ISO 9001 which guarantee that the company observes the principles for comprehensive quality control.





MODEL	UNITS	MAJOR CL 80	MAJOR HS 80
ENGINE			
Engine Type	•	Deutz TCD 2.9 L4	
Emission level	•	Stage IIIB / Tier 4i	
Engine design	•	Diesel, direct fuel injection, common rail, turbocharged, DOC filter	
Rated Power (2000/25/EC)	kW	55.3	
	HP	75.2	
Rated Speed	rpm	2,200	
No. of Cylinders / Valves	•	4 / 8	
Aspiration	•	Turbocharged	
Displacement	cm³	2,925	
Bore / Stroke	mm	92 / 110	
Max. Torque	Nm	300	
Torque Rise	%	25	
TRANSMISSION			
Type	•	4 mechanical gears with 3 ranges	4 mechanical gears with 3 ranges and a 2-stage torque multiplier
Shifting	•	Fully Synchronized	
Number of Gears (F/R)	•	12/12	24/12
Reverser	•	Mechanical (synchronized)	PowerShuttle (electrohydraulic)
Multiplier	•	–	2° PowerShift
Max. Speed	km/h	30	40
PTO			
Type	•	Independent / ground speed	
Rear PTO Revolutions	rpm	540/1,000 or 540/540E	540/1,000
Control	•	Mechanical	Electrohydraulic
End piece	•	6 grooves CW or 6 grooves CCV	
Front PTO Revolutions ^{OPT}	rpm	1,000	
Max. Power of Front PTO ^{OPT}	kW	Max. 35 kW	
HYDRAULICS			
Type	•	Mechanical with regulation	
Pump Capacity	l/min	50	
Hydraulics Control	•	Mechanical	
Hydraulic remotes (Quickcouplers)	•	4+1 or 2+1	6+1, 4+1 or 2+1

MODEL	UNITS	MAJOR CL 80	MAJOR HS 80
THREE-POINT HITCH			
Three-Point Hitch	•	Category II	
Max. Lifting Capacity	kN	24	33
Lifting Capacity in full range	kN	23	30
Max. Lifting Capacity of front TPH ^{OPT}	kN	13	
CAB			
Roof with the window	•	Standard / protective roof FOPS ^{OPT}	
Seat	•	Mechanically suspended seat STANDARD with safety belt	Mechanically suspended and swivel seat COMFORT with safety belt
Passenger Seat	•	–	Standard (with safety belt)
Heating	•	Standard	
Air-Conditioning	•	Optional	
Pre-Wiring for Radio / Radio	•	Standard / optional	
Steering Wheel	•	Tilt	Tilt and telescopic
Beacon	•	Optional	
UNDERCARRIAGE			
Drive System	•	4WD	
Steering	•	Hydrostatic	
Operating brakes	•	Hydraulic with connecting to the front axle	
Trailer brakes ^{OPT}	•	Pneumatic 2+1 hoses or hydraulic & pneumatic 2+0 hoses	
Fuel tank	l	80	120
Front Mudguards	•	Fixed ^{OPT}	Pivoting
OTHER SPECIFICATION			
Operating Weight*	kg	2,960–3,685	3,350–3,750
Max. technically permissible weight	kg	4,300	5,100
Max. Front Ballast ^{OPT}	kg	266	
Max. Rear Wheel Ballast ^{OPT}	kg	256	
Max. Length	mm	3,505–4,511	3,636–4,580
Max. Width	mm	1,941–2,241	1,939–2,241
Max. Height	mm	2,560–2,586	2,525–2,556
Wheelbase	mm	2,210	2,200
WHEELS			
Front and Rear Wheels combination	•	Welded: 280/85 R24 (11,2 R24) X 420/85 (16,9) R 30 Welded: 360/70 R20 (12,4 R20) X 420/70 R 30 Adjustable: 280/85-24 (11,2-24) X 420/85 (16,9)-30 Adjustable: 280/85 R24 (11,2 R24) X 420/85 (16,9) R 30	Welded: 280/85 R24 (11,2 R24) X 420/85 (16,9) R 30 Welded: 360/70 R20 (12,4 R20) X 420/70 R 30 Adjustable: 280/85 R24 (11,2 R24) X 420/85 (16,9) R 30

OPT optional equipment
 * without front and rear ballast

Zetor







**My family.
My work.
My Zetor.**



www.zetor.com
info@zetor.com

FOLLOW US

-  facebook.com/zetor
-  twitter.com/zetortractors
-  instagram.com/zetortractors
-  youtube.com/zetortractors

Made in EU



EVERY EFFORT HAS BEEN MADE TO ENSURE THAT THE INFORMATION CONTAINED IN THIS PUBLICATION IS AS ACCURATE AND CURRENT AS POSSIBLE. HOWEVER, INACCURACIES, ERRORS OR OMISSIONS MAY OCCUR AND DETAILS OF THE SPECIFICATIONS MAY BE CHANGED AT ANY TIME WITHOUT NOTICE. THEREFORE, ALL SPECIFICATIONS SHOULD BE CONFIRMED WITH YOUR ZETOR DEALER OR DISTRIBUTOR PRIOR TO ANY PURCHASE. THE IMAGES / PHOTOS ARE ONLY ILLUSTRATIVE AND MAY VARY FROM ACTUAL PRODUCTS. SUBJECT TO CHANGE. 11/2018

DEALER: